



# ROAR

July 2018

Volume 18, Issue 7

## Inside This Issue

|                                |    |
|--------------------------------|----|
| <b>PRESIDENT'S PERSPECTIVE</b> | 2  |
| <b>KAUTION KORNER</b>          | 3  |
| <b>VP's VISION</b>             | 4  |
| <b>OIL SPOTS</b>               | 5  |
| <b>GENERAL MTG</b>             | 10 |
| <b>RIDE FOR DREAMS</b>         | 11 |
| <b>For Sale</b>                | 12 |
| <b>Business Mart</b>           | 13 |
| <b>TOP CATS Patrons</b>        | 14 |
| <b>RIDES AND EVENTS</b>        | 15 |

## Upcoming Events

### JULY

- 8 RIDE FOR DREAMS
- 10 GENERAL MEETING
- 11-15 ROUND THE LAKE
- 28 EAA AIRSHOW
- 29 GRASS CLASS
- 31—AUGUST 7 STURGIS

### AUGUST

- 7 GENERAL MEETING
- 7-13 POST-STURGIS
- 12 MENDOTA CORN FEST

Talk to Gene Rigsby  
and get your ideas on  
the calendar!



The Official Publication  
Of  
Top Cats Illinois



## PRESIDENT'S PERSPECTIVE

### And Now a Word from your President...

The morning started dark, smoky and wet. Mostly wet. The date was June 10<sup>th</sup>. The Top Cats were at Woodstock Harley Davidson, marshalled and ready to put on a kick a\*\* Ride For Dreams for NISRA. We were rocking and ready to go!!

But the weather gods were not supportive, and the turnout was, well, non-existent. So now we are blessed to have another opportunity to raise more funds to donate and support NISRA. The Ride For Dreams 2.0 will be held on July 8th. Leading the pack will be a 1963 Chevrolet Corvette Grand Sport featured in "Fast Five," a 2011 film starring Vin Diesel, Paul Walker and Dwayne Johnson. Thanks to Jim Purcell's hard work arranging this special feature with Volo Auto Museum Director Brian Grams. Volo's Auto Museum's return as our ride destination and a terrific sounding bike show organized by Wayne Kirkpatrick will combine to build a great amount of support for NISRA in 2018.



Many thanks are due to Lisa Purcell's drive and hard work, along with the entire charity committee as they maintain the philanthropic reputation of the Top Cats club.

So come one come all, Top Cat club members and join together and do the Ride For Dreams on July 8th. Invite your friends, enemies, landlords, Starbucks baristas, phlebotomists, dairy farmers, therapists, divorce attorneys, stock brokers and just about anyone who can ride a motorcycle or drive a car to register and join in on the festivities.

Well looking forward to riding with you,  
Mike Bradbury,  
Top Cats President

*"You know what you'd be if you took every hair  
on your body and laid them end to end?  
A freaking weirdo!"*



NISRA events...

What a great opportunity for them... and US!





## KAUTION KORNER



### Dress for the Slide when going for a Ride.

By: Gene 'Lucky' Rigsby, Senior Road Captain

I believe this is an often over looked topic as over the years, I have seen many articles and heard many talks about taking care of our motorcycles (T-CLOCS), and checking them every time we head out for a ride, because... "you never know what could happen", and "it's better to be safe than sorry"... Sounds familiar right...??? This is great advice, but there is one more thing to consider when heading out on the road.

You are a valuable part of your machine/equipment and you need to take precautions for yourself every time you ride. Specifically, how you dress for riding. I know this as "Dress for the slide, not for the ride".

I could get into some gory detail and add some gross pictures but I am sure you could imagine the possible injuries that could be encountered should the right conditions present themselves. I'll take a more subtle approach.

Recently I was on the road in a group ride. One of the folks in the group slid out on some gravel and fortunately because they had dressed for the possibility of a slide they were wearing jeans, riding boots, leather jacket, vest, helmet and gloves, which resulted in no "road rash" on this person at all.

A husband and wife on a motorcycle who were not traveling with us stopped to help. The husband realized that the clothing the fallen rider had worn is what kept the slide from being more of an issue then it would could been and commented to his wife that this is why he tells her to dress for the slide and not for the ride. She was wearing shorts, T-shirt and sandals. Both did have helmets though. She of course rolled her eyes...

We had a Top Cats member who and was in the hospital for observations for a head injury but also the possibility of a serious infection loomed. He was ok but I have heard of cases where these infections require a lot of after treatment and have even been deadly long after the other injuries all healed.

The great news after all that doom and gloom is that this is an easy thing to do. Make sure you have proper boots, pants, jacket, gloves and helmet.

There are WAY too many options and manufacturers for clothing to review but here are some general guild lines:

- ★ **Boots:** Make sure the boots are snug, not tight, and support your ankle to help avoid twisting. Also, water proof. Just in case... Even when there is no rain there can be puddles.
- ★ **Pants:** Denim is good. Leather is better. Some riders wear chaps year round. Look for a comfortable fit. There are lined options for cold weather riding as well. And pants with padding
- ★ **Jacket:** Leather is most common but there are lots of options. Some with skid padding. Many come with zipped vents to allow for riding through more seasons. There are also mesh versions with skid pads which are great for warm weather riding
- ★ **Gloves:** Palm padding is a must. Water proof is great as needed. I have a pair with vents between the fingers. To keep warm, I keep my fingers together. To vent, I spread my fingers apart. Ahhh...
- ★ **Helmet:** Arguably, the most critical item... A DOT/CE rated Full face is best. Snug but not tight. Should be replaced every 5 years, or after an impact. Both time and an impact will damage the internal layers and the helmet will be less affective.

A vest could be added as well as more layers the better but not as critical as the others listed.

There are a ton of places to look for these items, so check the internet and ask folks on your next club ride what they wear and why. You may get some great suggestions. Or share your insight at the next meeting and maybe we can all learn something new.

Consider these options and your wardrobe options the next time you leave the house, even for a short ride and choose the best options for safety. As we as in G.R.A.S.S.... "It doesn't hurt to ride safe"

I look forward to seeing you there...  
Gene "Lucky" Rigsby



## **V.P.'s Vision**

By: Gene 'Lucky' Rigsby

***Spring is here....Maybe???***





## Oil Spots

By Traveler



### West Bend Harley-Davidson under new ownership; Joins Milwaukee Motorcycle Company

West Bend Harley-Davidson has been purchased by the Milwaukee Motorcycle Company (MMC). Ozzie and Jill Giglio, the new owners, will keep the name West Bend Harley-Davidson until further notice. West Bend Harley-Davidson will remain at 2910 W Washington St in West Bend, Wisconsin.

West Bend Harley-Davidson was established in 1946. It is the second Harley-Davidson dealership acquired by the Milwaukee Motorcycle Company along with Milwaukee Harley-Davidson.

“We enjoy being part of the Milwaukee Community and continue to seek to expand and serve the riding community in the Milwaukee / Southern Wisconsin Markets,” said Ozzie Giglio, CEO/Dealer Principal. “This community is uniquely special to us, rich with riding enthusiasm with the history of the Harley-Davidson Motor Company. We are excited to continue to grow our presence here.”

Goran Zadrima, General Manager at Milwaukee Harley-Davidson, and the entire Milwaukee H-D Team will provide support to West Bend Harley-Davidson as well. Zadrima has an extensive background in the motorcycle industry, heavily focused in the Milwaukee market. He also brings a passion for riding and racing to the dealership.



Milwaukee Motorcycle Company is wholly owned by the Windy City Motorcycle Company (WCMC). WCMC and its affiliate, MMC, now has 16 dealership locations. The company's core values and mission statement emphasize that motorcycling is a lifestyle and a community. The MMC and WCMC network of dealerships allow customers freedom of choice, rider convenience, and a strong commitment to value.

**Windy City Motorcycle Company and its affiliate Milwaukee Motorcycle Company operates the following:**

- Barbed Wire HD (DeKalb, IL)
- City Limits HD (Palatine, IL)
- Fox River HD (St Charles, IL)
- Illinois HD (Countryside, IL)
- Lake Geneva HD (Lake Geneva, WI)
- McHenry HD (McHenry, IL)
- Milwaukee HD (Milwaukee, WI)
- Starved Rock HD (Ottawa, IL)
- West Bend HD (West Bend, WI)
- Wild Fire HD (Villa Park, IL)
- Wild One HD (Bloomington, IL)
- Windy City [HD](#) (Rosemont, IL)
- Windy City Triumph (St Charles, IL)
- Woodstock HD (Woodstock, IL)
- Woodstock KTM (Woodstock, IL)
- Woodstock Triumph (Woodstock, IL)

### Laconia Motorcycle Week Celebrates 95th anniversary



Celebrating its 95th year in 2018, the Laconia Motorcycle Week, an AMA National Heritage Gypsy Tour, features fun, food, music and a chance to gather with more than 200,000 people who share a passion for riding.

(Continued on page 6)



**Oil Spots, Continued...**

The 2018 event was June 9-17 in Laconia, N.H. Billed as the "World's Oldest Motorcycle Rally," Laconia began with along Lake Weir in 1916.

"The 95th Anniversary of Laconia Motorcycle Week gives us an opportunity to look back at how far we've come from the rally's original roots in 1916, but also reminds us to look to the future," said Charlie St. Clair, executive director of Laconia Motorcycle Week. "Like all things, the motorcycle industry evolves over time, and rallies should be mindful of such changes and welcome the new, while honoring the legacy of the past.

"We look forward to continuing our countdown to 100, with new events, partnerships and action for all to enjoy," he said.

One of the original experiences in motorcycling, gypsy tours are gatherings of riders from all over the country, converging upon a single destination. The AMA National Gypsy Tour brings like-minded riders together to enjoy the camaraderie of motorcycling, often in a location of beauty, historic significance and/or importance to the sport.

AMA Recreational Riding Manager Heather Wilson said Laconia Motorcycle Week is an important touchstone for motorcycle enthusiasts.

"Laconia Motorcycle Week provides everything that makes a motorcycling event worthwhile-beautiful scenery, plenty of vendors, great entertainment and a welcoming community," Wilson said. "Laconia is an important part of the AMA National Gypsy Tour, which includes 15 events this year."

### **The Proper Way To Wash Your Motorcycle**



not just making it look good, you're removing dirt, grime, dead bugs, and corrosive crud that's bad for your bike's paint, chrome, and metal parts.

By:  
Ari Henning  
June 15,  
2018

**When you wash your bike,** you're

To get your bike looking its best you'll need a sponge, two buckets, a general-purpose car wash or bike-specific cleaner, an old paintbrush or sponge brush for getting in nooks and crannies, and a cham-oi or a stack of old towels to dry the bike off when you're done—just make sure they're clean.

Whether you're washing the old-fashioned way with soapy water and a sponge or using a modern spray-on/rinse-off cleaner, the bike needs to be cool so the stuff doesn't just steam off. It's also a good idea to work in the shade so the sun won't dry things out and create water spots and streaking.

The first step is the initial spray down, either with a hose or with your bike-specific product, and let the bike soak for a few minutes to soften those exoskeletons and loosen grime. If you're using something like Bel-Ray's Bike Wash, then you just need to rinse the bike off with water and the cleaning process is supposedly done, but if you've got stubborn grime or if you're using soapy water, then it's time to bust out the sponge and your brushes.

As for those two buckets, one is for your soapy water, and the other is just for rinsing out your sponge so it stays clean. Here's the concern—your bike is dirty, and if you just scrub it down with a dirt-encrusted sponge, you could haze your paint. So clean small sections of the bike at a time, starting at the top and working your way down, rinse your sponge regularly, and rinse off the bike as you go. You can use an old brush to get in around spokes and engine fins and clean other nooks and crannies, and once the bike is good and clean, give it one final, thorough rinse with a hose.



(Continued on page7)



## Oil Spots, Continued

And whenever you put your sponge or cleaning tools down, put them in the rinse bucket. Setting them on the ground is a great way to pick up sand or grit that might scratch your paint.



At this point you're probably wondering if it isn't just easier to blast your bike with a pressure washer. It's tempting for sure, but you need to be careful not to direct the stream of water at your wheel bearings, swingarm pivot, fork seals, chain, and electrical connectors since you could compromise the seals. For a thorough clean, you're better off doing it by hand.

With your bike all washed and rinsed, it's time to dry it off. You've got a couple of options here, from using compressed air or a leaf blower to just toweling or cham-ois-ing the bike



down. Again, make sure whatever you're wiping your bike with is clean and grit-free. Once you've gotten it blown off or wiped down, it's a good idea to start the bike and let it run to help evaporate any residual moisture that didn't flow out of the drain hole in the muffler.

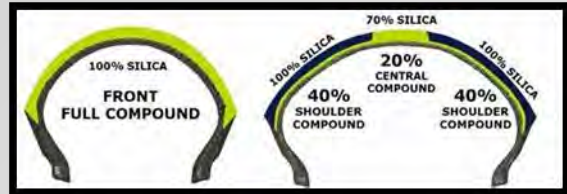
Finally, you'll want to wipe down and lubricate your chain and maybe even wax your paint. It'll add extra shine and protect the finish so it'll stay pretty longer.



## Understanding Tire Composition

The tire is an essential part of a vehicle that makes movement possible.

Of course, it is easy to identify a tire and a tread pattern that works best for their vehicle, but when it comes to knowing how the tire was made, many dealers shake their heads. To understand the full potential of a tire, it helps to know how they are made.



## Materials

To begin building a tire, you will need supplies. Several components are necessary to build a tire including rubber, fabric and steel.

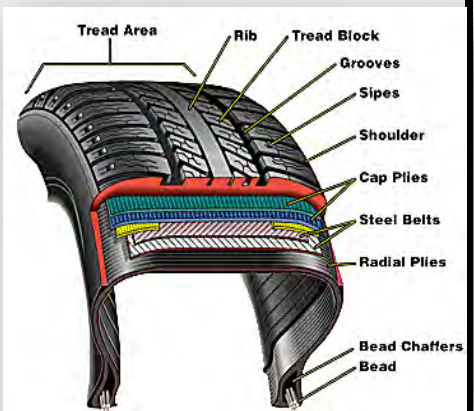
There are four types of rubbers used in tire construction: natural rubber, styrene-butadiene rubber, polybutadiene rubber and butyl rubber. The inner lining of the tire is made with butyl rubber where the sidewalls are made with the other three types of rubber.

Several compounds and chemicals are added as "tire filler" including carbon black and silica, antioxidants, antiozonants, anti-aging agents and a combination of curatives and accelerators. The compounds are combined based on performance requirements for the tread, sidewall and apex.

The compounds are mixed together according to a temperature-controlled sequence that prevents damage of the ingredients. Once the compounds are mixed, the batch forms a sheet called a "slap" which is transferred to the calendaring process, which presses the compounds into cords.

## Belt / Ply / Fabric / Cords

Fabric and steel cords are used in the tire construction to reinforce strength. Materials that are used include aramid, cotton, fiberglass, polyester, rayon and steel. Fabric cord is treated with an adhesive to bond with the rubber. Fabric cord is used for strength, shrinkage,



(Continued on page 8)



## Oil Spots, Continued

stretch and elasticity. The steel cord helps with strength, elongation and stiffness of a tire. The steel is made with a high carbon content and brass-coated strands are twisted together to build the cord.

Ply is measured by the quality of the sheet that was produced after calendaring based on thickness

and spacing between cords. The sheet is cut into different sizes, shapes and angles based on the tire's identity.

## Bead

The tire's bead is the anchor that connects the plies and locks the tire onto the wheel so it will stay on the rim. The bead is measured precisely to make sure the tire can be mounted and not come off in loading or cornering positions.




## Tread

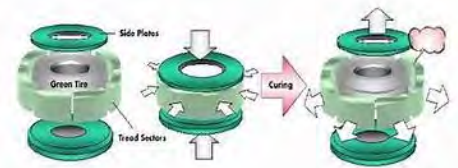
Tire tread is the portion of the tire that comes in contact with the terrain. The tread is created by simultaneously extruding rubber compounds are merged into an extruder head then a die plate where the shape and dimensions are formed. The tread is cut to meet length and weight measurements for the tire. The construction of the sidewall is built in a similar way to the tread.

## Construction

A tire is ready to be built after all of the components have been assembled. Radial tires are built on a flat drum where the inner liner is wrapped around a drum and layers of ply are added. Beads are positioned and a bladder on the



drum is inflated to force the body plies to cover the bead. The sidewall sections are added to both sides and a machine is used to apply the belts, nylon cap and tread



## Curing

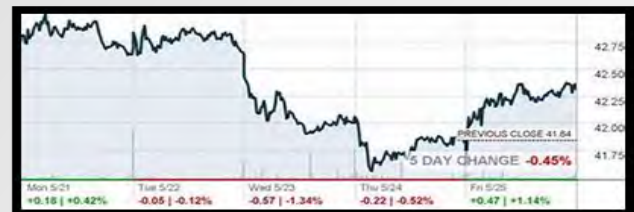
Curing is the final step of the tire's construction. Heat and chemical reactions mold the sidewalls and tread. Once the tire has cooled after the curing process, it is ready to be tested.

## Inspection

Before tires leave the manufacturing facility, they are inspected and tested for quality, performance and safety. Once it passes an inspection, the tire is ready for the road.



## Harleys shock exit from US



Harley-Davidson will shift production of new models out of US in a desperate attempt to avoid fall out from trade war. Harley-Davidson in the factory



In a filing to their investors, Harley-Davidson has announced that they plan to shift production of some of the models out of the US to avoid the new EU import tariffs.

The new 31% import tariffs came into effect on June 22 and were imposed by the EU as a response to the steel and aluminum tariffs brought by the American government.

(Continued on page 9)





## Oil Spots, Continued

Harley-Davidson said the tariffs will result in approximately \$2200 (€1,890) being added to the export cost of each motorcycle.

“Harley-Davidson believes the tremendous cost increase, if passed onto its dealers and retail customers, would have an immediate and lasting detrimental impact to its business,” the company said.

To prevent this damage in the short term, Harley has said they will not raise their prices, instead they will bear the financial impact of the tariffs, estimating them to cost between \$30 – 45 million (€26 – 34 million) for the remainder of 2018.

If it continues, Harley estimates the tariffs will cost them \$90 – 100 million (€77 – 86 million) a year, which is approximately one third of their entire operating profit. Seemingly, this has left Harley-Davidson little option but to shift production elsewhere.



“To address the substantial cost of this tariff burden long-term, Harley-Davidson will be implementing a plan to shift production of motorcycles for EU destinations from the U.S. to its international facilities to avoid the tariff burden. Harley-Davidson expects ramping-up production in international plants will require incremental investment and could take at least nine to 18 months to be fully complete.”

Although they gave no word as to where production may go, it is assumed production will shift to India, where Harley currently builds their Harley-Davidson Street 750 and Harley-Davidson Street Rod.



Europe is a critical market for Harley-Davidson, where they sold 40,000 bikes last year making it the second largest market only to the US. This news

**WHEN YOU SEE A TUNNEL**

**AND YOU HAVE STRAIGHT PIPES**



## GENERAL MEMBERSHIP MEETING MINUTES JUNE 5TH, 2018



Respectfully Submitted by:  
Ron Kostus, Top Cat Secretary

### President's Section: Mike B.

- 7:00 pm, Meeting called to order
- Pledge of Allegiance
- A singular joke this month by Wayne K.
- Guests introduction – Frank & Andrea Cooney from Germany – friends of Mary & Wayne K.
- Birthdays : 6/8: Jim Heniff , 6/25: Bard B.
- Anniversary's: 6/6: Frank & Andrea, 6/10: Kathy & Mike Bradbury – 30 years !!

### Past President: Wayne Kirkpatrick

- Wayne discussed the significance and importance of the 2018 Rolling Thunder ride to Washington DC.
- Those that attended were asked to relate stories, observations and accomplishments of this 2000 mile ride. "Come as guests or strangers leave as brothers and sisters".

### Guest speaker: Jeff Smith – "The Garage sale store"

- Jeff gave an informative talk about his newest endeavor "The garage sale store" located in the same strip center as Alley 64.
- Products being sold, new and used, new old stock, etc. and what is to come.
- 90% of his stock is currently motorcycle related.
- Current hours of operation- give him a call to verify they're open prior to making the trip there;

### Safety: Ric Case

- 6/3 G.R.A.S.S. class was a huge success ; Ric stated was the most fun he's had doing one.
- Ric gave an explanation of G.R.A.S.S. and why it's so valuable.
- Kaution Korner – "Lethal Distractions" see detailed article in the Roar by Wayne Kirkpatrick

### Charity: Lisa Purcell

- Committees are ready to go for the July 8th Rain Date!
- Last opportunity to pitch the event to guarantee success.
- Jim P. was able to get an article printed in the local papers concerning the ride.

### Activities / Awards : Jim Purcell

- 5/12 Sunrise ride – Lake Shore Drive – Gene R. Blast will be sent with further details.
- 6/3 G.R.A.S.S. class – Ric C.
- 6/10 "Ride for Dreams" charity ride and bike show – Lisa P., Wayne K.
- 6/17 Father's Day Brunch ride – Mike B. look forward to further details.
- 7/11-7/15 Ride around the Lake – Mike B. Blast will be sent detailing Ferry Boat fees, Hotels, Etc.
- 7/29 G.R.A.S.S. class – 600 hart Rd. Barrington Ric C.
- 7/31 Sturgis ride – Bard B.

**50/50 Raffle: Jim Chevalier** the winner – donated to our charity.

**Meeting adjourned by Mike Bradbury at 8:25pm.**





## Upcoming Events!

RAIN DATE!  
July 8th, 2018!  
Ride for Dreams to  
VOLO!

Be There!

When the  
day has  
been  
called off  
due to  
rain!



Start at  
Woodstock  
Harley-  
Davidson



End at Volo with the  
Fast Five Corvette!






## **Top Cats** **Buy, Sell, Trade....**

***The best way to ensure good quality at fair prices!***

### **1970 Triumph Bonneville T120R**

Immaculate and 99% original, iconic Triumph Bonneville, 650cc. Restored engine with 4+ hours on it. 4,900 original miles. New period paint, original parts with no upgrades, Perfect condition and ready to roll. \$7,500. Contact Traveler: [wkirkpa177@aol.com](mailto:wkirkpa177@aol.com)



## **GREAT DEALS!**



### **Harley Davidson XL Sportster.**

883cc. VERY clean and fast. 10,000 miles. Custom paint, engine upgrades, S&S Super E carburetor, windscreen, passenger seat and backrest. Good tires, major service performed. Ready to roll. \$3,600.

Contact Traveler: [wkirkpa177@aol.com](mailto:wkirkpa177@aol.com)







## TOP CATS BUSINESS MART

*BUSINESSES OWNED AND/OR MANAGED BY TOP CATS MEMBERS*



### CHASE PRIVATE CLIENT



**Lisa Purcell**  
Mortgage Banker  
NMLS ID: 817405

1289 S. Rand Rd  
Lake Zurich, IL 60047  
Telephone: 847 857 0913  
lisa.a.purcell@chase.com  
JPMorgan Chase Bank, N.A.

*Network with  
your fellow  
Riders here...  
See Mary Kirkpatrick for  
Information*



8th - Lisa Purcell

### July Birthdays and Anniversaries!

Happy Days to our Top Cats Celebrities  
for July!

Let us know your special Dates so that  
we can celebrate with you!





## Support the TOP CATS Patrons



Top Cats Get 15% Off Certain Parts and Merchandise at Woodstock and McHenry Harley-Davidson



Top Cats Get 15% Off Certain Parts and Merchandise at City Limits Harley-Davidson

GRASS Classes are held at the Keller-Williams Offices!

Thanks, Greg for supporting our Top Cat's Safety Class!

### Membership Has Its Privileges!

All suppliers and vendors who support the Top Cats by providing discounts to Top Cats members will be listed in ROAR.

**Sign-up your favorite merchant today!**



**Greg Smith**

**Keller - Williams Realty**

Have one of our own Top Cats work with you to buy or sell your home!

**800 E Northwest Hwy  
Palatine, Illinois 60074  
847-241-2200**







## RIDES & EVENTS

| Date                                      | Ride/Event        | Location                       | Destination                    | Time    | Leader         |
|---|-------------------|--------------------------------|--------------------------------|---------|----------------|
| Sunday, July 8th                          | Ride For Dreams   | Woodstock HD                   | Volo Auto Museum               | 9:00 am | L. Purcell     |
| Tuesday, July 10th                        | General Meeting   | Palatine                       | Alley 64                       | 7:00 pm | Bradbury       |
| Wed-Sun July 11-15                        | Round the Lake    | Hwy 12—Thortons Volo Village   | Multiple Stops around the Lake | 7:45 am | Bradbury       |
| Saturday, July 28th                       | EAA Air Show      | Shell, Peterson & Hwy 45       | Oshkosh                        | 8:00 am | G. Rigsby      |
| Sunday, July 29th                         | GRASS Class       | Keller-Williams                | Barrington                     | 8:00 am | Case           |
| Tuesday, July 31st to Tuesday, August 7th | Sturgis           | McDonalds at 12 and Ela        | Sturgis, S.D.                  | 8:00 am | Boand          |
| Tuesday, August 7th                       | General Meeting   | Palatine                       | Alley 64                       | 7:00 pm | Bradbury       |
| Tuesday August 7th to Monday, August 13th | Post-Stugis       | Alex Johnson, Rapid City, S.D. | Multiple stops to home         | 8:00 am | W. Kirkpatrick |
| Sunday, August 12th                       | Mendota Corn Fest | BP at 12 and 176               | Mendota                        | 8:00 am | G. Rigsby      |

All ride and event information along with the Photo Gallery can be found at [www.TopCats.org](http://www.TopCats.org).



### Barrington Library

#### Location and Hours

505 N. Northwest Highway  
Barrington, IL 60010

847-382-1300

[balibrary.org](http://balibrary.org)

See the Top Cats Archive

## FREE ADVERTISING in ROAR for TOP CATS Business Owners

### Attention all Top Cats business owners!

As part of our ongoing philosophy to support our members and goal to provide a more value-rich publication, we are now offering free advertising space in ROAR for Top Cats business owners.

Each business owner can submit advertising content and graphics up to 2 X 3.5 inches (Business Card size) for their company.

We will run the ad for 3 months after which you will need to resubmit it.

This offer is for Top Cats business owners only. We are not accepting advertising for other businesses at this time.

Submit your ad along with contact information to the ROAR editors at [ROAR@TOPCATS.org](mailto:ROAR@TOPCATS.org)



**TOP CATS OF ILLINOIS** is a group of motorcycle enthusiasts with similar interests. Members consist of responsible Leaders, Presidents, Chairmen, Owners, Proprietors, Partners, principals, CEO's, and other 'Top Cats' of large, medium and small organizations, institutions, and companies.

For more information about the Top Cats visit our website at **[www.TopCats.org](http://www.TopCats.org)**

| ELECTED OFFICERS & DIRECTORS |   | COMMITTEE LEADERS |   | ROAR                                |   |
|------------------------------|---|-------------------|---|-------------------------------------|---|
| President                    | Michael Bradbury<br>bradbundy@comcast.net | Activities        | Gene Rigsby-<br>gene.rigsby@gmail.com     | Executive Editor<br>& Board Liaison | Mary Kirkpatrick<br>Mawalters57@gmail.com |
| Vice President               | Gene Rigsby-<br>gene.rigsby@gmail.com     | Archives          | Open                                      | Editor-in-Chief                     | Mary Kirkpatrick<br>mawalters57@gmail.com |
| Treasurer                    | Noelle RigsbyGe-<br>no88@gmail.com        | Charity           | Lisa Purcell<br>lapurcell128@gmail.com    | Publisher                           | Open                                      |
| Secretary                    | Ron Kostus                                | Membership        | Greg Smith<br>Vethog@wowway.com           | ASSOCIATE EDITORS                   |   |
| Past President               | Wayne Kirkpatrick<br>wkirkpa177@aol.com   | Awards            | Mike Bradbury<br>bradbundy@comcast.net    | Executive & Board                   | Wayne Kirkpatrick<br>wkirkpa177@aol.com   |
| Director                     | Ric Case<br>Riccase@Comcast.net           | Safety            | Ric Case<br>Riccase@Comcast.net           | Safety & Road Captains              | Ric Case<br>Riccase@Comcast.net           |
| Director                     | Emil Kornecki<br>Emil.Kornecki@gmail.com  | Website           | Mary Kirkpatrick<br>mawalters57@gmail.com | Membership                          | Greg Smith<br>Vethog@Wowway.com           |
| Director                     | Lisa Purcell<br>lapurcell128@gmail.com    | Products          | Lisa Purcell<br>lapurcell128@gmail.com    | Charity                             | Ric Case<br>Riccase@Comcast.net           |
| Director                     | Mary Kirkpatrick<br>mawalters57@gmail.com | SGT at Arms       | Jim Purcell<br>Jpurcell333@gmail.com      | Events & Calendar                   | Gene Rigsby-<br>gene.rigsby@gmail.com     |
| Founder                      | Carl 'Virgo' Bender<br>1941-2001          |                   |   | Motorcycle Community                | Wayne Kirkpatrick<br>wkirkpa177@aol.com   |

© Copyright 2010 **TOP CATS OF ILLINOIS**

ROAR is the official publication of the **TOP CATS OF ILLINOIS**

and is published on the 1st of each month.

The content and opinions expressed in articles are those of the

authors and not necessarily those of **TOP CATS OF ILLINOIS**

For questions or to submit comments or articles for publication, contact the editors at

**[ROAR@TopCats.org](mailto:ROAR@TopCats.org)**