



ROAR

April, 2023

Volume 23, Issue 4

Inside This Issue

PRESIDENT'S POINT	2
KAUTION KORNER	2
Oil Spots	4
VP's Vision	8
THE BANQUET!	9
RIDE PREVIEW!	12
GENERAL MEETING	14
BOARD MEETING	15
GRASS Schedule	16
Celebrations!	16
Business Mart	17
Top Cats Patrons	18
Rides and Events	19
TC Organization	20



The Official Publication Of Top Cats Illinois

Upcoming Events

APRIL

- 4 GENERAL MEETING
- 11 BOARD MEETING

MAY

- 2 GENERAL MEETING
- 9 BOARD MEETING
- 27 POTOSI RIDE

This old ROAR tells about our Banquet in 2005...
 Is a Top ____?
 Those at the banquet On March 25th, had many words to fill in the blank! Check out the pictures on pages 9, 10, 11. Find your own word!

Top Cat Banquet Is A Top

After four months, just the six-month project that the Top Cats believe the new name of their local chapter. But there are a few more things to do before that. These are the steps that help to bring the banquet together and give everyone a chance to enjoy the night. The banquet is a special occasion for the club and a great way to bring everyone together. It is a chance to celebrate the club and the members who have made it what it is today. The banquet is a chance to celebrate the club and the members who have made it what it is today. The banquet is a chance to celebrate the club and the members who have made it what it is today.



Talk to Greg Smith and Rick Agrimonti and get your ideas on the calendar!





ROAR

PRESIDENT'S POINT

And Now a Word from your President...



Hello Top Cats!!

I hope you and yours are doing good, staying safe and getting out to enjoy some of the little glimpse of real spring (as opposed to second winter) we are getting now.

Spring is here but Mother Nature doesn't know yet, and the crazy weather roller coaster continues. As usual, I hope you had a chance to sneak out during some of the better days or the one's I see in the early April forecast and get a bit of wind on your knees. If not, take a few moments to check the club's calendar. There are already excellent rides listed that you can add to your calendar and look forward to thanks to our great road captains. Tell them thanks, next time you see them. We ride on the work they do.

Make sure to check out the Kaution Korner this month, which is all about getting your bike, gear and yourself ready to ride, before heading out to your first group ride of the season.

Speaking of riding... I will be putting on the Kick-off ride this year, so keep your eyes open for details, which will be out soon.

I hope you were able to attend the annual awards banquet this year. It was a great event. If you did not attend, I am sure Mary will share pictures in the ROAR and you can also check them, as well as many others from years past, on our website. Go take a look. (Pgs 5,6 and 7)

SPECIAL NOTE: SAVE THE DATE... 6/11/2023 is our charity ride. Be there.

As usual, watch for blasts and check the Top Cats event calendar regularly and by all means SAVE THE DATES first. Don't forget to get any activity or ride ideas to Rick Agrimonti or Greg Smith.

As always, please feel free to reach out to me at any time via my email: Gene.rigsby@gmail.com, or phone, 847-770-9425.

Looking forward to seeing you there....

Gene "Lucky" Rigsby

President, Top Cats Illinois

KAUTION KORNER

"It's that time... to take out and shake out your bike and yourself and get ready for your (our) first group ride"

Most every early or pre-riding season article I've seen is about preparing your bike, prepping yourself and starting off slowly to rebuild the muscle and mental memory to get moving at a higher speed, safely on the road again. This article will be no different as it is a very important process in kicking the riding season off right, and with our kick off ride quickly approaching, which I am planning now, the time to prepare is now. Just like any other ride during the season, the RC will expect everyone attending the first ride of the season to be prepared mechanically, physically and mentally, and this article will help you get there.

Before getting to the nitty gritty, a note to all that may winter store their bike with a dealer and have the bike prepped or "summarized" so they just have to pick it up and go. Great if you do, but I would warn you to trust but verify. I know some of our club members have had out of storage issues, so keep in mind that no matter how good the service is from your dealer, people make mistakes and remembering it is your rump on that seat, maybe a loved one riding with you as well, and let's not forget about a whole group of club members you may be riding with for your first ride... That's not a risk I would like to take or have taken with me riding in the group.

First. Let's talk about your bike and getting your bike out of storage and ready to ride.
(Continued on page 3)

Shake it Out!

By: Gene "Lucky" Rigsby,
Sr. Road Captain and President of Top Cats Illinois!





Kaution Korner, Continued

I do not dealer store/prep, so this is what I need to do to get my bike ready.

By the way, some of the items in the “Obvious” list are part of T-CLOC(S/K), which is a great tool for getting and keeping your bike in top riding condition throughout the season, but I added important notes here in case you didn’t get that far down in the article ☺

Addressing your bike -

Start off with some obvious items like:

Coverings – Remove all covers or plugs you may have used to keep dust off and pests out

Look for leaks – Check for leaks BEFORE you move your bike from it’s winter storage area. If you noticed any spots on the floor you may want to trace the leak to it’s origin and repair the cause. Look over the shocks and forks as well.

Tip: If you think you have a leak but it is hard to determine new spots from old spots on your floor, place a cut open brown paper bag under your bike to help highlight new leaks.

Battery – Install if needed and check if the charge level is good. Charge, “jump” or replace as needed. Reset electronics as needed. I would recommend Battery + for help with your battery. They will test the old one and install the new one for free (won’t take a tip either)

Gas – Top off if not already and run some fresh fuel into the fuel system

Oil and lubes – Check levels and/or change as needed

Wash – A good time to wash as you may have items that you remove for storage (I do)

Inspect for loose parts – You can do this as you wash as you are touching all the parts anyway

Replace add-ons – Now that the wash is done... But I would not recommend adding new things at this point. Wait until after you have had a chance to ride the bike first and make sure nothing is broken. Then when you add the new thing, if something does not work, you can somewhat safely assume it is because of the new thing or the work to get the new thing on, rather than an out of storage issue.



After you have your bike out of storage but before ride:

Performing a T-CLOCS or T-CLOCK review is a great way to start examining your bike. As all bikes are different, you must look up the proper specs and adjustments for

your bike. There is a lot of online help if you need a hand getting started.

T-CLOCS/T-CLOCK (with some key points):

Tires or Wheels -Inspect your tires for damage such as cracks or dry rot. Check the tread – are both tires in good shape or do they need replacing? Worn tread can make your bike harder to handle, so don’t overlook this important safety check. Look for flat spots from storage.

Controls - Test all of your controls to ensure that your bike is road ready. Check your steering, clutch, throttle and other key controls. This is the time to address any problems.

Lights - Make sure that you can see and others can see you by checking your lights. Make sure your headlight (high and low beams), taillights, brake light, turn signals and flashers are all in working order. Replace any bulbs that are burned out.

Oils - If you didn’t change your oil and oil filter at the end of last season, this is the ideal time to take care of this key maintenance step. Consult your owner’s manual for the proper oil filter and oil to use.

Check and top off all the other fluids in your engine including brake fluid, coolant, transmission oil, hydraulic clutch fluid and fork oil. Look for any changes in consistency and color of the fluids. If you suspect that any of the fluids have degraded, you may need to perform a system-specific flush like a coolant flush or a flush of the brake system. Check your owner’s manual for the recommended service schedule.

Chassis - Look for rust, crack in welds, dents, wear marks

Stands / Kick-Stands - Inspect and lubricate

A few additional items to review:

Because you never know when you’ll need to apply your **brakes**, this is the perfect time to take a close look at your bike’s braking system. Start by checking the brake pads: if they show signs of excessive wear, replace them. Take a look at the brake lines, keeping an eye out for any cracks or leaks. Finally, perform a test on both the front and rear brakes to make sure they are working properly. If you hear any squealing, scraping or growling noises, have your mechanic check it out before you take your bike out on the road.



Prevent problems down the road by checking your motorcycle’s **spark plugs**. If any are dirty or show signs of damage, replace them before you are left stranded on the side of the road.

(Continued on page 3)

Take a moment to inspect your **drive chain or drive belt** for cracks or signs of wear that could cause it to malfunction. Also check the tension to ensure that it's at manufacturer specs. Take care of any issues now before it ruins a day of riding.

This is also a good time to look over and try on your **gear** so you don't find a "gotcha's" when getting ready for or out on, your first group ride. Finally, don't neglect your riding gear. Check your helmet for cracks or other signs of damage that could compromise it. If you see any issues, replace it immediately. Many manufacturers recommend getting a new helmet every five years regardless of whether you see any visible damage.



Replace gloves and boots that have become worn and invest in a new visor if yours is scratched. Also look at your emergency road kit – is it complete? Replace any items that may have been taken out.

Now to get yourself ready-

After you have your bike in riding shape, take your bike out for a short ride (alone and without the bike loaded down) to see if anything seems out of place or adjustment and address. When all is ready, you need to take some time ramping up your riding complexity to get really reacquainted with your bike. Then add your normal load and then a passenger if you want, all before you dedicate yourself to a group ride.

I know this sounds like a lot to do before getting out on your (our) first group ride but keep in mind that this is as important as having everyone in our club (and for that matter, as many other folks in the riding community) attend G.R.A.S.S. on a regular basis for the safety of the group, and I believe you would expect this same level of preparation from other folks attending our (or any other) rides you would attend.

Looking forward to seeing you there....
Gene "Lucky" Rigsby

Source: [Starting a Motorcycle After Winter Inspection Checklist | Champion Auto Parts](#)

Oil Spots

By Traveler



Prep Your Motorcycle for Spring

Preparing your motorcycle for spring riding is essential for a safe and enjoyable experience. Here are some tips to get your motorcycle road-ready in the spring:



1. Check the tires: Look for cracks or signs of wear and make sure the pressure is correct.
2. Inspect the brakes: Make sure the brake pads have enough thickness, and the brake fluid is at the correct level
3. Change the oil: Change oil and filter if you didn't do it before storing the motorcycle during the winter months.
4. Check the battery: If you haven't used a battery tender during the winter, the battery may be discharged. Charge the battery and make sure the connections are clean and tight.
5. Check the fluids: Check the coolant, transmission fluid, and hydraulic fluid levels.
6. Clean the air filter: Remove and clean or replace the air filter as necessary.
7. Lubricate moving parts: Lubricate any moving parts that need it, such as the chain, cables, and throttle.
8. Check the lights and electrical system: Make sure all the lights work correctly, and the wiring is in good condition.
9. Inspect the suspension: Check the forks and shock absorbers for leaks and damage. If there are any issues, have them repaired or replaced.
10. Take a test ride: Take a short ride to check for any problems or issues that need to be addressed before taking a longer ride.

(Continued on pg. 5)



Oil Spots, , Continued...

CRAIGSLIST



Buying a used bike can turn into a nightmare. One of the most powerful options available to those seeking a used bike is Craigslist, which offers far more listings and search options than your local classifieds section. However, Craigslist comes with its own set of pitfalls and hurdles so it's important to know ahead of time what they are so you can avoid problems.

First step is to decide definitively what you're looking for. When you're shopping for a bike it's important to have narrowed your search to a few specific models that fit your needs. It's also important to have decided ahead of time what you're willing to pay, what condition is acceptable, and any other make it or break it issues. Making these decisions prior to your search will save you a lot of time, and potentially save you a lot of money.

Once you have narrowed your search down to a few models it's time to hunt. Begin your search in your local area then, if you don't find what you're looking for, expand your search to nearby cities. Once you've found a potential candidate, make sure there's no scam involved. Here are some potential warning signs:

- The bike is in your local listings, but, for whatever reason, needs to be shipped. This is almost certainly a scam unless the listing is from an actual dealer.



- Though not a definite indication of a scam, if the pictures show an out of state license plate, be wary.

Escrow companies, though also not always a scam, are nevertheless to be avoided. Paying cash in person is always the best option.



- If the sellers name doesn't match the name on their email address, be careful.

Buying a used bike can turn into a nightmare. One of the most powerful options available to those seeking a used bike is Craigslist, which offers far more listings and search options than your local classifieds section. However, Craigslist comes with its own set of pitfalls and hurdles so it's important to know ahead of time what they are so you can avoid problems.

- If the buyer is requesting a money wire transfer, this is almost certainly a scam.

- And of course, if the price is too good to be true, it most likely is.

- Make sure there are no title or other legal issues with the bike. Ask the seller if he has the clear title in hand. If he doesn't, ask why. Many times if the bike is older the title has just gotten lost along the way, this isn't unusual. Check with IL DMV about getting a new title and be aware that a lost title may add cost and bureaucratic headache to your transaction.



Aside from scams and title/legal issues, the bike itself is also very important, here are a few of the many things to look for when visually inspecting a bike:




- When you first show up at the seller's house, check to see if the engine is warm, a stone cold bike can be harder to start than a warmed up one. While this doesn't necessarily indicate any treachery on the seller's part, it's good

to know whether the bike is starting up warm or cold.

- Look for rust anywhere on the bike; this can be an indication that the bike hasn't been taken care of, and, if it's bad enough, of serious structural issues. Also look for rust inside the fuel tank as this can lead to serious money down the road.



- If the bike is chain driven, check the chain and sprockets. Chain upkeep is one of the simplest and most fundamental aspects of bike maintenance, if it's been overlooked, chances are other more serious things have been too.



(Continued on pg 6)

Oil Spots, continued...



- Likewise, check out the air filter. An old, dirty air filter is also a sign of a poorly maintained bike.

- Check for every leak you can imagine, oil, hydraulic, brake lines, coolant, fork seals, etc.



Motorcycle Maintenance Log - 2007 Honda Shadow Aero 750		VIN: JH2RC30407M83252	
1	Oil Change	2007-01-01	10000
2	Oil Change	2007-03-01	12000
3	Oil Change	2007-05-01	14000
4	Oil Change	2007-07-01	16000
5	Oil Change	2007-09-01	18000
6	Oil Change	2007-11-01	20000
7	Oil Change	2008-01-01	22000
8	Oil Change	2008-03-01	24000
9	Oil Change	2008-05-01	26000
10	Oil Change	2008-07-01	28000
11	Oil Change	2008-09-01	30000
12	Oil Change	2008-11-01	32000
13	Oil Change	2009-01-01	34000
14	Oil Change	2009-03-01	36000
15	Oil Change	2009-05-01	38000
16	Oil Change	2009-07-01	40000
17	Oil Change	2009-09-01	42000
18	Oil Change	2009-11-01	44000
19	Oil Change	2010-01-01	46000
20	Oil Change	2010-03-01	48000
21	Oil Change	2010-05-01	50000
22	Oil Change	2010-07-01	52000
23	Oil Change	2010-09-01	54000
24	Oil Change	2010-11-01	56000
25	Oil Change	2011-01-01	58000
26	Oil Change	2011-03-01	60000
27	Oil Change	2011-05-01	62000
28	Oil Change	2011-07-01	64000
29	Oil Change	2011-09-01	66000
30	Oil Change	2011-11-01	68000
31	Oil Change	2012-01-01	70000
32	Oil Change	2012-03-01	72000
33	Oil Change	2012-05-01	74000
34	Oil Change	2012-07-01	76000
35	Oil Change	2012-09-01	78000
36	Oil Change	2012-11-01	80000
37	Oil Change	2013-01-01	82000
38	Oil Change	2013-03-01	84000
39	Oil Change	2013-05-01	86000
40	Oil Change	2013-07-01	88000
41	Oil Change	2013-09-01	90000
42	Oil Change	2013-11-01	92000
43	Oil Change	2014-01-01	94000
44	Oil Change	2014-03-01	96000
45	Oil Change	2014-05-01	98000
46	Oil Change	2014-07-01	100000
47	Oil Change	2014-09-01	102000
48	Oil Change	2014-11-01	104000
49	Oil Change	2015-01-01	106000
50	Oil Change	2015-03-01	108000
51	Oil Change	2015-05-01	110000
52	Oil Change	2015-07-01	112000
53	Oil Change	2015-09-01	114000
54	Oil Change	2015-11-01	116000
55	Oil Change	2016-01-01	118000
56	Oil Change	2016-03-01	120000
57	Oil Change	2016-05-01	122000
58	Oil Change	2016-07-01	124000
59	Oil Change	2016-09-01	126000
60	Oil Change	2016-11-01	128000
61	Oil Change	2017-01-01	130000
62	Oil Change	2017-03-01	132000
63	Oil Change	2017-05-01	134000
64	Oil Change	2017-07-01	136000
65	Oil Change	2017-09-01	138000
66	Oil Change	2017-11-01	140000
67	Oil Change	2018-01-01	142000
68	Oil Change	2018-03-01	144000
69	Oil Change	2018-05-01	146000
70	Oil Change	2018-07-01	148000
71	Oil Change	2018-09-01	150000
72	Oil Change	2018-11-01	152000
73	Oil Change	2019-01-01	154000
74	Oil Change	2019-03-01	156000
75	Oil Change	2019-05-01	158000
76	Oil Change	2019-07-01	160000
77	Oil Change	2019-09-01	162000
78	Oil Change	2019-11-01	164000
79	Oil Change	2020-01-01	166000
80	Oil Change	2020-03-01	168000
81	Oil Change	2020-05-01	170000
82	Oil Change	2020-07-01	172000
83	Oil Change	2020-09-01	174000
84	Oil Change	2020-11-01	176000
85	Oil Change	2021-01-01	178000
86	Oil Change	2021-03-01	180000
87	Oil Change	2021-05-01	182000
88	Oil Change	2021-07-01	184000
89	Oil Change	2021-09-01	186000
90	Oil Change	2021-11-01	188000
91	Oil Change	2022-01-01	190000
92	Oil Change	2022-03-01	192000
93	Oil Change	2022-05-01	194000
94	Oil Change	2022-07-01	196000
95	Oil Change	2022-09-01	198000
96	Oil Change	2022-11-01	200000
97	Oil Change	2023-01-01	202000
98	Oil Change	2023-03-01	204000
99	Oil Change	2023-05-01	206000
100	Oil Change	2023-07-01	208000

- Ask for service records, most of the time there won't be any, but either way you'll have learned something.

- Look for signs it's been dropped or wrecked, these may include, but are not limited to: new fairings, new paint, scuffed bar ends, pegs, turn signals, or levers, dents in the tank, or any mismatched parts.



If the bike passes these, and any other, checks during the initial inspection, it's time for a test ride. Most sellers understandably will not allow a test ride without cash in hand, though it doesn't hurt to try

As in the previous steps, here are a few things to pay attention to as you take your prospective purchase for a spin.



- Pay special attention to the brakes—do they squeak, squeal, or make any other pig-like noises? Do they feel notchy? Is there any grinding?

- Be sure to shift through all the gears feeling for any clutch slip, stubborn gear changes, grinding, or any other transmission issues.



- Are there any disconcerting wobbles, shakes, or skittishness exhibited during acceleration, braking, or turning?

- Lastly, are you comfortable, does the bike fit you well, and is it fun to ride?



If the bike has made it through the gauntlet of inspection and the price is right, chances are you're ready to pull the trigger. Two more pieces of advice, one: don't let yourself get emotionally attached to a bike you don't own—this can blind you to any faults or flaws the bike may have and lead you to make a less than wise decision. Two, if you don't feel up to the task of checking out the bike mechanically, don't hesitate to invite someone along who is, or to ask the seller if you can have the bike checked out by a mechanic. Better safe than sorry!

High or Low Octane?

For many of us, the octane numbers such as 85, 87, 89, and 91 (or 93) on the gas pump might as well read



“nope,” “almost there,” and “that's the stuff.” The best choice at the pump depends entirely on the specific motorcycle, riding style, and conditions. Incorrect choices can rob riders of performance, damage the engine, and waste money.

Octane is a measure of gasoline's resistance to self-ignite during the compression stroke before the spark plug fires. The octane ratings represent an average between “Motor” octane and “Research” octane, which are two different methods of testing octane, yielding different results.

In a gasoline engine, if the cylinder pressure is too great as the piston compresses the air-fuel mixture, the fuel will explode prematurely as the piston is still rising. This is called “detonation” and it can blow holes in pistons if allowed to continue. To put it simply, the higher the octane number, the more resistant it is to detonation. (Continued on pg 7)





Oil Spots, continued...

An engine's octane requirement changes constantly. When coasting or idling, it is very low, and while under a heavy load, the need for octane soars. Some of the factors that determine what octane an engine needs include: ignition timing curves, air-fuel mixture, combustion chamber design, compression ratio, camshaft profiles, port designs, exhaust design, air temperature, barometric pressure, engine temperature, load, and rpm. For example, you might consider premium during hot summer months, mid-grade when it's warm out, and regular over the winter or when it's cold.

Air-cooled engines typically run hotter cylinder head temperatures than liquid-cooled engines; therefore, they may need higher octane despite their lower compression ratios. For example, many Harley-Davidsons run around 9:1 compression ratios, but the factory recommends premium fuel. Yet the Honda CBR954RR had 11.5:1 compression and was designed to run on regular gas—thanks to cooler running and an excellent combustion chamber design.

Engines with lean air-fuel mixtures also run higher combustion chamber temperatures, which raises the octane requirement. Usually a rider will hear a metallic rattling sound (commonly called pinging) coming from the engine when one places it under load if the octane is too low.

Running fuel with too low of an octane level for operating conditions can seriously damage the engine from detonation, but what if the octane level is too high? The bottom line is that riders can save a little money by using lower octane fuels IF the engine tolerates it, but it's better to err on the side of caution if unsure, as no damage will occur if one runs more octane than needed.

Octane or Voltage?



You've seen a lot of new company names popping up in the news the last few years — Stark Fu-

ture, Cake and Arc, to name a few. These companies, alongside older ones, such as Zero and Energica, are all solely dedicated to manufacturing electric motorcycles. They all face the same bias.

"I mean, it's pretty tough to replace the feel and sound of a motorcycle underneath you," admits Tom Motzko, vendor development with Drag Specialties.

But perhaps the point isn't to replicate that sound and feeling. Rather, it's to provide an alternative experience. For instance, Harley-Davidson, one of the most iconic gas-powered, V-Twin manufacturers, shocked the world when it released its all-electric LiveWire in 2019.

For a segment as steeply entrenched in tradition as the V-Twin market is, everyone thought electric motorcycles would be a hard sell. Yet, LiveWire became the first publicly traded electric motorcycle company and is projecting sales over 100,000 units by 2026, despite selling only 387 in 2021.



Other traditional manufacturers have also been dabbling in the electric space — BMW with its motorcycle/scooter-hybrid CE 04 and Indian with its eFTR youth bikes, for instance — though other than Harley-Davidson, none has yet released a full-sized electric motorcycle.



According to Brandon Kraemer, vice president, product and electrification at Indian Motorcycle, "With so much of a motorcycle's character coming from the internal combustion engine, the market acceptance of an

electric powertrain will not be easy or quick," Kraemer warns. "Manufacturers... must think differently and experiment with different technology to see what unknown benefits a potential electric version could have. There will be a lot of innovation happening around EVs in the next 10 to 15 years, so hang on — it's going to be interesting!" (Continued on pg. 8)

Oil Spots, continued...

[Angepasst \(Customized\)BMW?](#)

Daytona Bike Week brings out some of the wildest custom motorcycles from some of the most talented builders. One such builder is Fred Kodlin, who built a wild custom BMW R 18 with his son Len. The low and long R 18 got even more extreme thanks to the father and son team making drastic changes to lower its gas tank, seat, and steering neck. Add in custom air suspension, and when this bike is parked there is not much that recalls the factory BMW Motorrad creation. While extreme for most tastes, from the paint to the stance, this bike stands out from the crowd at Daytona Bike Week.



Interestingly, there are a surprising amount of factory parts hidden under that custom paint to make the whole bike feel cohesive. The brake calipers, gearshift and foot-brake levers, and footrests are all the factory pieces, meaning that BMW must have done something right if customizers with as much vision as the Kodlins did not feel the need to do anything more than change the color ... though they did decide to re-engineer the frame.

[Road Hazards](#)

All road captains should check out this site, www.roadhazard.org, when planning a ride and,,,all of us on two wheels should contribute to it.



In the Beginning....

V.P.'s Vision

a conclusion. We would select a leader who had a pretty good grasp on a route and we would take off. We did adhere to our riding spacing protocol as it exists today, most of the time.

In the beginning, our rides were not organized as well as they are today. We used to Meet at Egg Harbor in Barrington to start most of our rides. This was when our Founder was still with us. We would discuss where we wanted to go and come to

However there was this ride today referred to as the ride "from HELL". It took place on a Saturday evening and include using the Tollway to get to our downtown destination. The aquarium as I remember. On the tollway riders were buzzing around the leader which created some very unsafe conditions especially because they were only vaguely familiar with the route, causing even more confusion as we approached downtown by missing exits. When we arrived, there was no parking plan. When we left there the aquarium was no plan on how to get home.

This situation became the inspiration for what is now known as GRASS.

Everything that was considered a hazard was address in the development of the basic components of GRASS. Our hand signals which we simplified with just five. We later added pointing to the gas tank to create a stop and tapping the top of our helmet to signify a cop ahead later to be known as an emergency vehicle ahead. This rounded out our current seven hand signals.

Along with that we incorporated our spacing criteria. Later adding passing rules. We also created a Road Captain information segment. And soon after that added our rider expectations. As it grew, we added the two up recommendations. And then our accident scene management module.

Now you know the rest of the story! The evolution of our GRASS presentation. Now you know how and WHY it became the safety backbone of our TOP CATS origination. The information is logical and has been determined to increase motorcycle safety. Because of that it has been distributed to many local and INTERNATIONAL organizations. For further details feel free to reach out to any off our long-standing members.



Celebrating our Club's Leaders, Helping Hands, and Happy Riders!

Pictures by: Noelle Rigsby, Wayne Kirkpatrick and Daniella Maca
Words by: Mary Kirkpatrick

On March 25th, 2023, The Top Cats gathered to celebrate the 2022 Riding year. We had a great turnout, but still missed those who could not be with us! There were many highlights to the evening, beginning with the fact that the family of our founder were able to join us! Nick and Tanner Bender, the son and grandson of Virgo Bender cam to present the Founder's Cup to this year's winner... Ted 'Hogski' Makarewicz!



Check out these pictures and remember that our next riding season is coming soon... We will be building new memories and will have new things to celebrate in a year from now!

Who will receive the recognition for next year? I Bet it will be YOU!! Let's get riding!

Oh... Thank you to Gene, Mike and Noelle for making sure this night was perfect. The place, the food and the laughs were all the best and one more good memory... Celebrating 2022 and starting 2023!



(Continued on page 6)



ROAR



The Setting, The Smiles, No
Masks, No Distance!
It was a Great Night!



Everyone had time to chat and share stories. It was a time to share... without worrying about the GEAR!



They say pictures are worth a thousand words! I think these pictures prove that one to be true!



(Continued on 7)



Some Very Special Recognition was given to the leaders of our Club!





Blue Skies... Sunshine... and Reasons to Ride!

Information from our Website: TopCats.Org

Take a look at some of the opportunities that we have to ride this summer! Check the website for details on our Road Captains and for making reservations!





Potosi, Wisconsin May 27th, 2023

Take a Ride with Tom Malia, one of our great 'Back Road' Captains! One day ride with a great stop for lunch. Call Tom and join us! 847.971.5766

Door County Dreamin' June 2 - 4, 2023

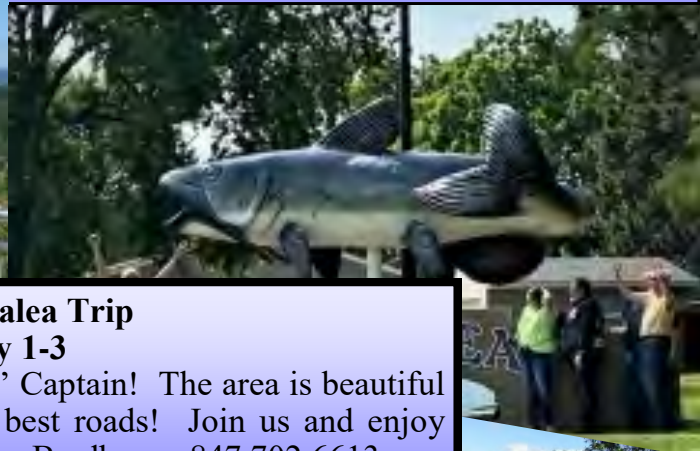

Join us for 3 days of beautiful roads, a trip to Washington Island, a fish boil and a great meat market! Call Greg or Mary and come along!

Greg: 847.975.7653 or Mary: 262.344.62228






**Ride, Rock and Rumble!
June 11th, 2023!**
Join us for our 26th Annual Charity Ride! Bike Show, Volo, and a *Very Special Cause... NISRA!*
Volo is offering us a great deal on their new family friendly layout! Come, bring the family and help to make this a REAL SUCCESS!



**Trempealea Trip
July 1-3**
Join another great "Back Road" Captain! The area is beautiful and Mike Bradbury finds the best roads! Join us and enjoy this wonderful event! Call Mike Bradbury: 847.702.6613



**I will Ride 500 Miles!
July 8-9**
Get your buns ready for baking on a 500 mile run... just because! Gene Rigsby will lead to Duluth, Minnesota to test stamina! It's fun to know how far you can go!
Call Gene: 847.770.9436



General Membership Meeting Minutes March 7, 2023

Respectfully Submitted
by: Mary Kirkpatrick
for Diana Lanute

President's Section: Gene Rigsby

- 7:00 pm, Meeting called to order
- Pledge of Allegiance was recited by the club members.

Announcements

- 3/8 - Prinya Bunyasanand B-Day
- 3/9 - Rich Lanute B-Day
- 3/24 - Cindy De Lordo B-Day
- 3/25 - Greg and Jane Smith's 51st anniversary
- No Guests tonight.

V.P.: Ric Case

- Ric did not have anything to report this month; however, he will have a lot to say next month! Please read Ric's column in this month Roar, "Have you Heard What People think of Bikers?"

Past President: Wayne Kirkpatrick

- Wayne noted that Cabin Fever was attended by more people this year. There were many complaints heard regarding the increased price of food this year.
- With changes at local dealerships, prices have adjusted also. Alternative mechanics are offering prices at much lower rates.
- We will have two guests, Virgo Bender's son, Nick and Grandson, Tanner

Safety: Mike Bradbury

- Kaution Korner Safety Tip - (Gene) - (on deck for April) - This is the time to make preparations for spring riding.
- (Mike B) - Safety - 3/26 will be GRASS class at Keller-Williams
- Kaution Korner - Ted - The #1 priority is safety. Check your kits for expiration dates. Items needed are in Ted's article in "The Roar". Expand your kit with lights and up-to-date medications. Carry this bag on the "high side" of your bike!

Membership: Ted Makarewicz

- No new members.

Activities: Rick Agrimonte / Greg Smith

Recent activities

- 2/19 - No IMS breakfast - Gene

Future activities

- 3/19 - Awards banquet - Mike/Gene - RSVP with Noelle. Give ticket money to her; it is \$35/person. Event time is 5:30-8:30pm; cocktails offered at 5:30pm with dinner, awards and time to mingle afterwards.
- 3/26 - G.R.A.S.S. - Mike B - Location is at Keller-Williams. Doors open at 8:30am, program starts at 9:00am. RSVP to Mike Bradbury.
- 5/27 - Tom M - Ride along the Mississippi River.
- 6/2, 3&4 - Door County Ride - There are a couple of rooms available.
- 7/2, 3&4 - Trempealeau Ride with Mike B. Information is on Event Calendar.
- 7/8 & 9 - The 500-mile Ride to Duluth, MN.
- 7/30 & 31 - Start of Sturgis.
- 8/1- 7 - City of Mankato, MN - Roads are under construction in this area.
- 8/8 - 14 - There will be 4-5 Combat Vets coming out to ride with us! FRR room follow-up - Wayne/Bard
- September - Currently open.
- October - "Ride for Screams"

Charity: Rich Lanute / Mary Kirkpatrick

- (Ride for Dreams 6/11/2023)
- Flyers are printed and available to pass out. We received favorable response at Cabin Fever and good response at POSSE. We also passed out some applications at Cabin Fever.

Products: Ted Makarewicz

Get your gear now!!

- Ted shared new pullovers and hats with us at this meeting.

50/50 Raffle: Andy Hazlakiewicz

- Tonight's raffle was won by Noelle.

Meeting adjourned by Gene Rigsby, President at
8:00pm tonight.



Board Meeting Minutes March 14th, 2023

Respectfully Submitted
by: Mary Kirkpatrick
for Diana Lanute

President's Section: Gene Rigsby

- Meeting called to order by Gene Rigsby, President.
- Immediate needs? None.

Past President: Wayne Kirkpatrick

- Open discussion: Wayne asked the Board to consider having a Quartermaster. Motion was made by Greg and seconded by Don; motion passed. There was no vote on who would be quartermaster, but Chuck Carlson's name was recommended.
- Wayne gave a brief overview of some Illinois legislation that may affect us as motorcycle operators. House Bill 3245 regarding partial automated driving feature; HB 3548 regarding nonhighway vehicles and HB 3793 which addresses exempting road test for drivers over the age of 75. Detailed information on these House Bills can be found on the Illinois ABATE website, www.abate-il.org.

VP: Ric Case

Open discussion

Treasurer: Don DeLardo

- Report/review: Vote taken to extend membership (Renewal without rejoining) for a few more months for 3 members to pay pending dues, and maybe promote goodwill.
- Don presented a comprehensive report on our club's financial state from January to current.

Activities: Greg Smith

- Review past / future Events
- Calendar review - Jan/Feb, etc.
- 2/12: No IMS - Gene
- 3/19: Awards Banquet - Mike B
- 3/26 - GRASS - Mike B
- Rich to get Blast form from Mike B. in the morning.

Safety/RC: Mike Bradbury

- Safety topics: 3/26 – GRASS presentation
4/15 – City Limits GRASS class

Membership/Products: Ted Makarevicz

- New member applications – None.
- Membership drive ideas: Promote rides and activi-

ties. Ride ideas: "Hot Dog Rides" or ice cream destinations during riding season.

- Product needs – Give our small-size female product items to NISRA with a suggestion of wrapping them up to give as gifts or prizes at an event of their choosing.

Charity: Rich Lanute

- Ride for Dreams date (6/11)
- Get mailing list out.
- Have judges and give out trophies.
- Registration: Jane, Cindy and Diana.
- We may need to provide wrist bands at Volo.
- Help needed: To promote run – Go earlier, set up and make public aware.
- Give \$5 discount on advanced ticket and keep a list of these riders. This registration is non-refundable.
- Have Volo put us up front on ads, etc.
- Rich will write a Blast and send Mike B tickets.
- Wayne needs the route; can we find someone to do this for Wayne?
- Donation to NISRA – We have \$2,000 available. Ted made a motion for this donation; Mike B seconded it; motion passed.

Secretary: Diana Lanute

- Nothing to report

Meeting adjourned at 8:10pm by Gene Rigsby,
President





G.R.A.S.S. CLASS FOR 2023

We have 3 dates for the G.R.A.S.S. Class this year! See the chart below and add these to YOUR calendar!

Come and learn how we ride as a group! All riders, co-riders, non-riders are welcome and all motorcyclists from our great Motorcycling Community are welcome!

If we can train other riders to ride more safely, we all benefit!

Reach out to your motorcycle friends and everyone else in the motorcycle community and invite them to come too! Watch for BLASTS for each date!



April Birthdays and Anniversaries!

- 4 Shawn Holton
- 4 Rich Kimball
- 9 Chuck Carlson
- 11 Diana Lanute
- 18 Robert Rudy

Happy Days to our Top Cats Celebrities for April!

Let us know your special dates so that we can celebrate with you!



No Great Love Stories for April! (That we know of...tell us if we're wrong!)

LOCATION	DATE
Keller Williams Success! 600 Hart Rd. #105 Barrington, Il 60010	Success! Sunday, March 26, 2023
American Legion Post 911 515 S. Main St. Wauconda, Il 60084	Saturday, July 22, 2023
Keller Williams 600 Hart Rd. #105 Barrington, Il 60010	Sunday, October 22, 2023

*Top Cats Buy, Sell, Trade....
The best way to ensure good quality at fair prices!*

GREAT DEALS!

Put your items here and get the word out that you have stuff to sell!




Directions into the Keller Williams site:

Enter in the main door and the first door on your left is the Keller-Williams offices. G.R.A.S.S. will be presented in the conference room at the back of the office.

Directions into the American Legion Post 911 site:

Through the main door and Immediately to your left!





TOP CATS BUSINESS MART

BUSINESSES OWNED AND/OR MANAGED BY TOP CATS MEMBERS

kw SUCCESS REALTY

KELLERWILLIAMS.

Mary Kirkpatrick

Realtor

262-344-6228

e: marykirkpatrick@kw.com

w: MaryKirkpatrick.kw.com



600 Hart Road, Suite 105
Barrington Illinois 60010



Each Office Is Independently Owned and Operated

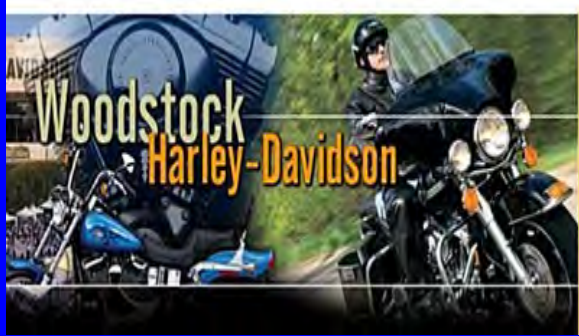


*Network with your fellow
Riders here...*

And Be Thankful!



Support the TOP CATS Patrons



Woodstock HD and Staff Support our Top Cat's Ride for Dreams!



PALATINE, IL

Home to Alley 64,
Top Cat's Monthly Meeting Spot!

Membership Has Its Privileges!

GRASS Classes are held at the Keller -Williams Offices!

All suppliers and vendors who support the Top Cats by providing support to Top Cats members will be listed in ROAR.

Sign-up your favorite merchant today!

Thanks, Greg for supporting our Top Cat's Safety Class!



Greg Smith

**Keller -
Williams
Success
Realty**

**600 Hart Rd.
Suite 105
Barrington, IL
60010**

847.870.0957

Have one of our own Top Cats work with you to buy or sell your home!

NISRA Families have so many wonderful opportunities because of the NISRA staff...
Can we find ways to continue to help them?





RIDES & EVENTS

Date	Ride/Event	Location	Destination	Time	Leader
Tuesday, April 4th	General Meeting	Palatine	Alley 64	7:00 pm	Rigsby
Tuesday, April 11th	Board Meeting	Palatine	Alley 64	7:00 pm	Rigsby
Tuesday, May 2nd	General Meeting	Palatine	Alley 64	7:00 pm	Rigsby
Tuesday, May 9th	Board Meeting	Palatine	Alley 64	7:00 pm	Rigsby
Saturday, May 27th	Potosi!	TBD	Potosi, Wisconsin	TBD	Malia
Friday—Sunday, June 2nd - 4th	Door County Dreamin'	BP Wauconda	Door County, Wisconsin	8:00am	Smith/ M Kirkpatrick
IDEAS?	Talk to	Greg or Rick	And get them	On the	Calendar!

All ride and event information along with the Photo Gallery can be found at www.TopCats.org.



Barrington Library

Location and Hours

505 N. Northwest Highway
Barrington, IL 60010

847-382-1300

balibrary.org

See the Top Cats Archive

FREE ADVERTISING in ROAR for TOP CATS Business Owners

Attention all Top Cats business owners!

As part of our ongoing philosophy to support our members and goal to provide a more value-rich publication, we are now offering free advertising space in ROAR for Top Cats business owners. Each business owner can submit advertising content and graphics up to 2 X 3.5 inches (Business Card size) for their company.

We will run the ad for 3 months after which you will need to resubmit it.

This offer is for Top Cats business owners only. We are not accepting advertising for other businesses at this time.

Submit your ad along with contact information to the ROAR editors at ROAR@TOPCATS.org



ROAR



TOP CATS OF ILLINOIS is a group of motorcycle enthusiasts with similar interests. Members consist of responsible Leaders, Presidents, Chairmen, Owners, Proprietors, Partners, principals, CEO's, and other 'Top Cats' of large, medium and small organizations, institutions, and companies.

For more information about the Top Cats visit our website at www.TopCats.org

ELECTED OFFICERS & DIRECTORS		COMMITTEE LEADERS		ROAR	
President	Gene Rigsby- gene.rigsby@gmail.com	Activities	Greg Smith GregSmith@kw.com	Executive Editor & Board Liaison	Mary Kirkpatrick Mawalters57@gmail.com
Vice President	Ric Case Riccase@Comcast.net	Archives	Open	Editor-in-Chief	Mary Kirkpatrick mawalters57@gmail.com
Treasurer	Don DeLordo Don_De@att.net	Charity	Mary Kirkpatrick Mawalters57@gmail.com	Publisher	Open
Secretary	Diana Lanute Diana.Lanute@att.net	Membership	Ted Makarewicz Hogski@hotmail.com	ASSOCIATE EDITORS	
Past President	Wayne Kirkpatrick wkirkpa177@aol.com	Awards	Mike Bradbury bradbundy@comcast.net	Executive & Board	Wayne Kirkpatrick wkirkpa177@aol.com
Director	Rich Lanute Richard.Lanute@att.net	Safety	Mike Bradbury bradbundy@comcast.net	Safety & Road Captains	Mike Bradbury bradbundy@comcast.net
Director	Greg Smith GregSmith@kw.com	Website	Mary Kirkpatrick mawalters57@gmail.com	Membership	Ted Makarewicz Hogski@hotmail.com
Director	Mike Bradbury bradbundy@comcast.net	Products	Ted Makarewicz Hogski@hotmail.com	Charity	Mary Kirkpatrick Mawalters57@gmail.com
Director	Ted Makarewicz Hogski@hotmail.com	SGT at Arms	Andy Haszlakiewicz andyh9946@gmail.com	Events & Calendar	Greg Smith GregSmith@kw.com & Rick Agrimonti Rickandyolie@att.net
Founder	Carl 'Virgo' Bender 1941-2001			Motorcycle Community	Wayne Kirkpatrick wkirkpa177@aol.com

© Copyright 2010 **TOP CATS OF ILLINOIS**
ROAR is the official publication of the **TOP CATS OF ILLINOIS**
and is published on the 1st of each month.

The content and opinions expressed in articles are those of the authors and not necessarily those of **TOP CATS OF ILLINOIS**

For questions or to submit comments or articles for publication, contact the editors at ROAR@TopCats.org